


Mini P.L.C. (Supplied By I.R.)

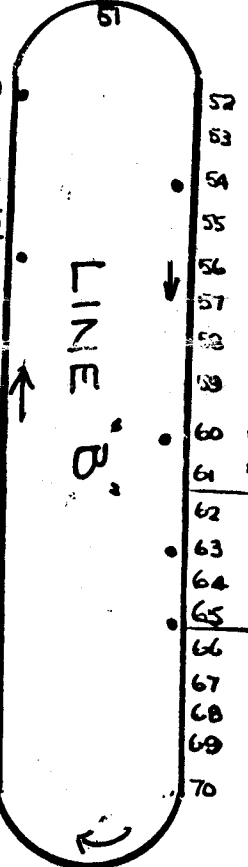
INGERSOLL RAND ERA6710

- 48 SEMI AUTO UNLOAD.
- 47 STANDBY (46)
- 46 AUTO TORQUE OIL PAN
- 45 OIL PAN BOLTS
- 44 OIL PAN GASKET & PAN
- 43 ASM SUCTION PIPE
- 42 AUTO ROTATE 90°
- 41 MAN ASM WA. PMP.
- 40 X ASM. CRK/SHT GEAR
- 39 MAN. TORQUE OIL PMP.
- 38 ASM. OIL PUMP
- 37 STANDBY (36)
- 36 AUTO. PRESS IN PINS
- 35 AUTO ROTATE
- 34 EXIT TO REPAIR.
- 33 STANDBY
- 32 TORQUE CRK/SHT PISTON.
- 31 RETURN FROM REPAIR
- 30 STANDBY
- 29 AUTO TORQUE NUTS.
- 28 FIT 2 1/2 CONN ROD CAPS
- 27 X ASM 2 1/2 PISTONS TO BLOCK.



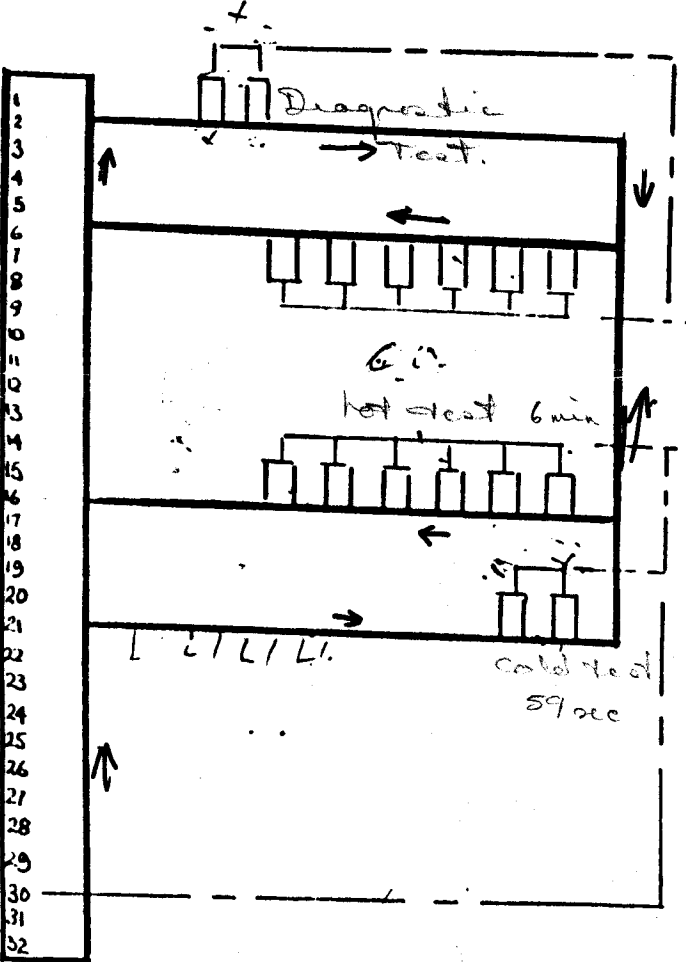
- 2 AUTO LOAD
- 3 LOOSEN BRG CAP BOLTS
- 4 STANDBY
- 5 FIT BRG. SHELLS (BLOCK)
- 6 LUB. BLOCK
- 7 LOAD CRK/SHT.
- 8 STANDBY
- 9 IDLE
- 10 IDLE
- 11 FIT BRG. SHELLS
- 12 FIT CAPS TO BLOCK (KEY)
- 13 AUTO TORQUE CAPS
- 14 STANDBY
- 15 RETURN FROM REPAIR
- 16 AUTO TORQUE CRANK
- 17 STANDBY
- 18 REPAIR LOOP EXIT
- 19 REPOSITION BLOCK 45°
- 20 MAN. LOAD PISTONS TO PALLET
- 21 FIT BRG. SHELLS TO RODS
- 22 AUTO. LUB. CYL. BORE
- 23 ASM 1 1/4 PISTON TO BLOCK
- 24 FIT 1 1/4 CONN ROD CAPS
- 25 AUTO TORQUE CONN ROD BOLTS
- 26 STANDBY

- 50 LOAD TO SYSTEM.
- 49 MAN. UNLOAD TO PALLET.
- 48 UNLOAD TO TEST.
- 47 EXIT TO REPAIR
- 46 INSPECT
- 45 RETURN FROM REPAIR
- 44 ASM. CAM HQ. COVER
- 43 X FIT LIFTING BRKT.
- 42 FIT SPARK PLUGS 4 OFF
- 41 FIT (3) INL. MAN. NUTS
- 40 MAN ASM INL. MANIF. (6 NUTS)
- 39 MAN. ASM. DIST.
- 38 AUTO ROTATE 90°
- 37 FIT TIMING BELT
- 36 X MAN. ASM DISTRIBUTOR (LONG)
- 35 GET TIMING. (ASB. WA. PMP ETC)
- 34 X ASM CAM GEAR & INL. MAN. CASE
- 33 ASM DIST. HQ. (LONG)



- 52 WIPE FACE, ASM PINS, APPLY LUBER
- 53 ASM. CYL. HEAD
- 54 AUTO LUB.
- 55 ASM (6) DRAG LEVERS & CAPS
- 56 ASM (6) " " " "
- 57 MAN. OIL DRAG. LEVERS & HOUSING.
- 58 IDLE
- 59 MAN ASM CYL HEAD BOLTS
- 60 AUTO TORQUE CYL HEAD BOLTS
- 61 STANDBY
- 62 RETURN FROM REPAIR
- 63 AUTO TORQUE CAMSHAFT
- 64 STANDBY (63)
- 65 EXIT TO REPAIR
- 66 ASM FUEL PUMP.
- 67 AUTO ROTATE.
- 68 ASM FAN. BRKT. (LONG.)
- 69 ASM THERM HQ.
- 70 ASM. HOOD RE. TOOTH BR.

- FROM TEST
- TO ROTATE
- MP SERIAL NO
- NDY (5)
- 0 TORQUE CYL HEAD
- 1 EXH MANIF
- 2
- 3 ID START MAN. NUTS
- 4 NDY (10)
- 5 QUE MANIF NUTS
- 6
- 7 STOVE UNIT.
- 8
- 9
- 10
- 11
- 12
- 13
- 14
- 15 OIL LEVEL GA.
- 16
- 17 HOSE & CLIPS.
- 18
- 19
- 20
- 21
- 22
- 23
- 24
- 25 OIL FILTER
- 26
- 27 SHIPPING MARKS
- 28
- 29
- 30
- 31
- 32



AITB ERA6716

